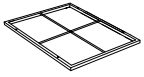




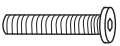
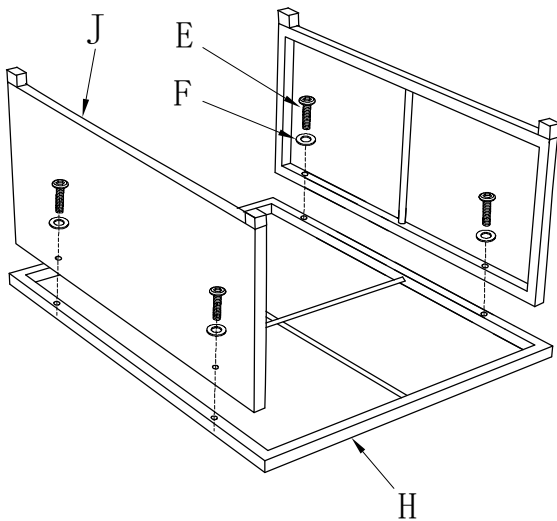


ASSEMBLY INSTRUCTION

ITEM: evie0287-3

PART LIST							
NO.	PHOTO	DESCRIPTION	QTY	NO.	PHOTO	DESCRIPTION	QTY
H		Top	1	F		Washer	12
I		Panel 1	2	G		Wrench	1
J		Panel 2	2				
E		Bolt M6*30mm	12				

Steps 1:



Steps 2:

